

Snowmobilers Hand Signals

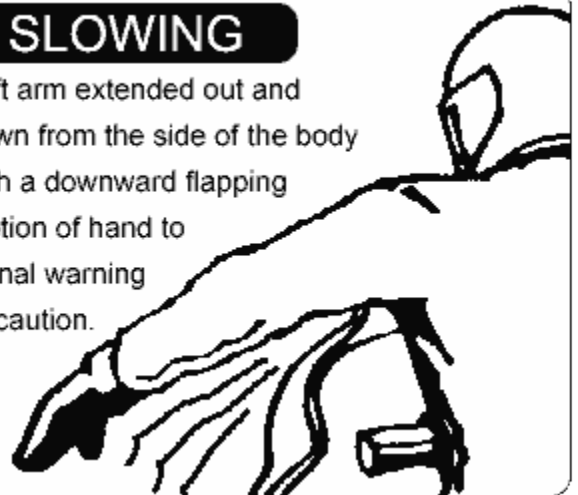
RIGHT TURN

Left arm raised at shoulder height, elbow bent and forearm vertical with palm of hand flat.



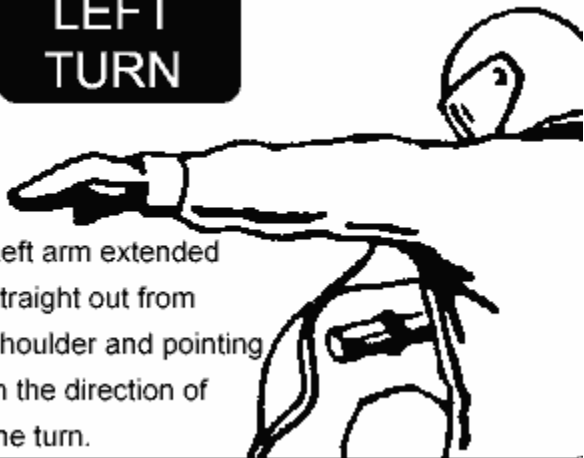
SLOWING

Left arm extended out and down from the side of the body with a downward flapping motion of hand to signal warning or caution.



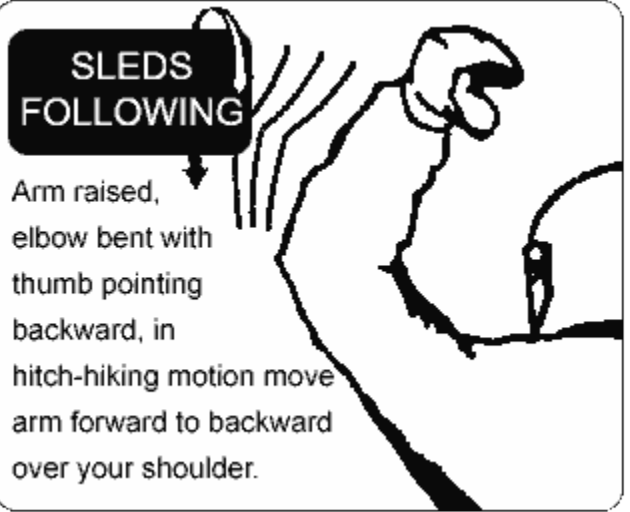
LEFT TURN

Left arm extended straight out from shoulder and pointing in the direction of the turn.



SLEDS FOLLOWING

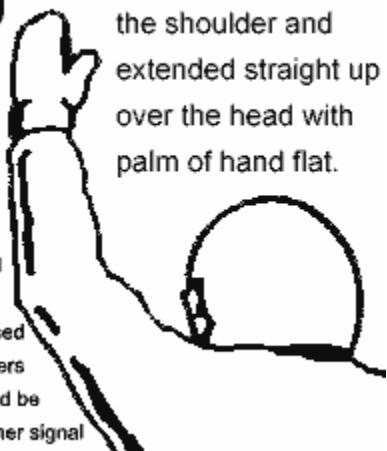
Arm raised, elbow bent with thumb pointing backward, in hitch-hiking motion move arm forward to backward over your shoulder.



STOP*

Arm raised from the shoulder and extended straight up over the head with palm of hand flat.

*In some jurisdictions, the STOP signal may be indicated using the right arm, since the left hand is used for braking. Snowmobilers should watch out for and be prepared to stop for either signal



LAST SLED IN LINE

Left arm raised at shoulder height, elbow bent and forearm vertical with hand clenched in a fist.

